



Kentucky High School Athletic Association

2280 Executive Drive ° Lexington, KY 40505 ° www.khsaa.org ° (859)299-5472 (859)293-5999 (fax)

MEMORANDUM

To: Superintendent, Principal, and Athletic Director
Danville High School

From: Brigid L. DeVries, Commissioner
Larry Boucher, Assistant Commissioner


Date: May 7, 2007

Subject: 2006-2007 Title IX Annual Report Forms Submission

Enclosed please find a copy of Form T-65, the 2006-2007 KHSAA Title IX Annual Report Submission Status Report. In addition, you may find an attachment with corrected copies of the forms submitted by your school personnel. Please review this information so the forms can be completed accurately in the future.

Also, KHSAA Audit Team Members may have requested resubmission of some of the 2006-2007 Annual Report Forms or need additional information on your athletic programs. Please submit this information by the date requested if this is applicable. Copies and all KHSAA Title IX documents must be kept current and included in your permanent Title IX File at the school. All documents are subject to Open Records Requests.

Should you need any further information, please do not hesitate to call anytime.



**KHSAA TITLE IX
ANNUAL REPORT SUBMISSION
STATUS REPORT
2006-2007**

KHSAA
Form T65 Revised 8/05

TO: KHSAA Member School Superintendents, Principals, and Athletic Directors

FROM: Brigid L. DeVries, Commissioner
Larry Boucher, Assistant Commissioner

DATE: 5/3/2007

School	Danville High School	Reviewed by	Phyllis Catlett
--------	----------------------	-------------	-----------------



The following is a status report regarding the required 2006 - 2007 Title IX Annual Report submission of forms due into the KHSAA office by April 15, 2007. Appropriate KHSAA Audit Team personnel have reviewed these forms and the following is a summary of this review.

I. Checklist of Forms properly submitted in a satisfactory manner:

<input checked="" type="checkbox"/>	GE 19 (Annual Verification)	<input checked="" type="checkbox"/>	T-35 (Budget Expenses)
<input checked="" type="checkbox"/>	T-1 (Summary Program Chart 1)	<input checked="" type="checkbox"/>	T-36 (Budget Expenses)
<input checked="" type="checkbox"/>	T-2 (Summary Program Chart 2)	<input checked="" type="checkbox"/>	T-41 (Checklist – Overall Interscholastic Program)
<input checked="" type="checkbox"/>	T-3 (Summary Program Chart 3)	<input checked="" type="checkbox"/>	T-60 (Corrective Action Plan)
<input checked="" type="checkbox"/>	T-4 (Summary Program Chart 4)	<input checked="" type="checkbox"/>	T-63 (Interscholastic Survey Results)

II. Status

A.	<input checked="" type="checkbox"/>	2006– 2007 Forms are satisfactory and no further information or action is necessary at this time.
B.		Errors have been noted with respect to the following forms:
C.		The following forms were omitted and must be submitted by school representatives:
D.		Other Recommendation and Comments: All forms appear to be in order.



FAX COVER SHEET

Danville Board of Education
152 E. Martin Luther King Blvd.
Danville, KY 40422

Phone: 859-936-8500
Fax: 859-238-1330

TO *ATTN: FAY*
KHSAA

Hydrate copy

Name: _____

Phone Number: 859.299.5472

Fax Number: 859.298.5999

Date Sent: 4/30/07

Time Sent: _____

Number of pages including cover sheet: 21

CC: _____


FROM

- Melanie Ansoorge
- Anjel Ausherman
- Kathy Belcher
- Patsy Clevenger
- David Davis
- Sandy Embree
- Andrea Faulkner
- Susan Goggin
- Teresa Goode
- Anna Simpson-Houston
- Kay Huffman
- Angela Johnson
- EG Plummer
- Bob Rowland
- Crystal Rumore
- Greg Schulz
- Chuck Stallard
- Kandy Stroup
- Louellen Turner
- Claudia Watts
- Kathy White
- Jr. Worthington
- Heidi Yates


MESSAGE: *Fay -*

Re: Copy of Title IX 2006-07
Report - original meeting 4/24/07

Thanks -
DR Davis



DANVILLE HIGH SCHOOL
203 E. LEXINGTON AVE.
DANVILLE, KY 40422





Kentucky High School Athletic Association

KENTUCKY HIGH SCHOOL ATHLETIC ASSOCIATION

TITLE IX

MEMBER SCHOOLS 2006-2007 ANNUAL REPORT FORMS

Submit to KHSAA
By April 15, 2007





KENTUCKY HIGH SCHOOL ATHLETIC ASSOCIATION
2006-2007 ANNUAL VERIFICATION OF TITLE IX PROCEDURES
(To be submitted by April 15, 2007 along with other required forms)

KHSAA Form GE19
Rev. 10/96

The Danville High School, Danville, Kentucky
(Name of High School) (City)

certifies to the Kentucky High School Athletic Association that the following is an accurate and true representation of the facts surrounding compliance with 20 U.S.C. Sections 1681-1688, et. Seq. (also known as Title IX)

I certify the following provisions in accordance with records at the school contained in the permanent Title IX file, at least one copy of which must be maintained in the Principal's office, and to the best of my knowledge have completed the following tasks (All boxes must be checked).

[X] Established a gender equity committee at the high school. (list committee personnel and provide attachment if necessary)

Name Address Phone Title
(Supt., Principal, Student, Parent, Coach, Etc.)

See Attached Committee List

[X] Scheduled a minimum of three meetings during the 2006-2007 school year on the following dates:
August 23, 2006 May 16, 2007
December 13, 2006
March 14, 2007

[X] Designated the following person(s) as the Title IX coordinator for the school:

Christel Belcher Special Education Facilitator 203 E. Lexington Ave. 859.936.8547
Name Title Address Phone

[X] Designated the following person(s) as the Title IX coordinator for the district:

David R. Davis Director of Admin. Services 152 E. M. L. King Blvd. 859.936.8503
Name Title Address Phone

[X] School personnel are continuing to make periodic reviews of the boys' and girls' athletics program reflected in the Corrective Action Plan.

[X] In addition to the above information, the above referenced school maintains a complete permanent file relative to Title IX records including copies of the self-assessment audit, all corrective action plans, and other related materials.

[Signature]
Principal's Signature

April 23 2007
Date

[Signature]
Superintendent Signature

[Signature]
School Board Chairpersons' Signature

(Send original copy to KHSAA - Maintain duplicate in Title IX school folder)

DANVILLE SCHOOLS
"Anchored in Excellence"

DANVILLE HIGH SCHOOL

GENDER EQUITY COMMITTEE
2006-2007 SCHOOL YEAR

<u>NAME</u>	<u>ROLE</u>	<u>ADDRESS (Danville, KY 40422)</u>	<u>PHONE #</u>
Christel Belcher, Chair	District Special Education Facilitator	460 Stanford Ave.	859.238.1305
Sam Harp	Athletic Director, DHS	203 E. Lexington Ave.	859.238.1327
Sadie Gambrel	Coach, DHS Girls Track/Parent	1408 W. Walnut St.	859.236.6634
Bridgette Milby	Parent, DHS	614 E. Main St.	859.238.9701-H
Lencia Mountjoy	Parent, BMS/DHS	700 East Dr.	859.239.0223-H
Darren Ross	Student, DHS	203 E. Lexington Ave.	859.238.1308
Xerxes Simpson	Student, DHS	203 E. Lexington Ave.	859.238.1308
David R. Davis	District Title IX Coordinator	152 E. Martin Luther King Blvd.	859.936.8503
Wm Smith, Ex-Officio Member	Principal, DHS	203 E. Lexington Ave.	859.936.8402
Ed McKinney, Ex-Officio Member	Assistant Principal, DHS	203 E. Lexington Ave.	859.936.8403

Purpose of the Gender Equity Committee

The purpose of the Gender Equity Committee is to review athletic and recreational programs on an annual basis and make recommendations to the superintendent and the Danville Board of Education that ensure equity in these programs in compliance with Title IX.

Membership of the Gender Equity Committee

The membership of the Gender Equity Committee shall include at least the following: the District Title IX Coordinator; the high school athletic director; coaches from high school athletic teams or cheerleader squads; and high school parents. The high school principal and the assistant principal shall be ex-officio members of the committee.



PRINCIPAL, DANVILLE HIGH SCHOOL

4/23/2007

SCHOOL NAME

DANVILLE HIGH SCHOOL

2006-2007

TITLE IX

CORRECTIVE ACTION PLAN

DIRECTIONS:

1. For Column 1, indicate the intended area (Opportunities or Benefits) which needs corrective action in order to achieve gender equity. For Column 2, write the suggested change or activities that will correct the area in need of alteration. For Column 3, include the estimated completion date for the changes or activities.
2. It is possible to attain compliance with Title IX and no longer need "corrective" action. However, the KHSAA strongly encourages compliant schools to identify items for improvement (Column 1), activities to accomplish the improvement (Column 2) and a timetable for completion (Column 3) that will strengthen the athletic program.
3. You may copy this form as needed. Please attach corrective action plans along with audit forms and submit by April 15, 2007.

COLUMN 1 ITEM FOR CORRECTION/ IMPROVEMENT	COLUMN 2 SUGGESTED CHANGE/ ACTIVITIES	COLUMN 3 TIME TABLE FOR CORRECTIVE ACTION/ COMPLETION
SEE ATTACHED SHEET		

Principal's Signature: 

Date: 4/23/2007

DANVILLE SCHOOLS - TITLE IX/KHSAA
 CORRECTIVE ACTION PLAN SY01 & SY02 - Continued SY03 - SY07

To utilize this form, indicate the intended area that needs corrective action and the suggested timetable for implementation. You may copy this form as needed. Please attach corrective action plans along with required Title IX/KHSAA forms and submit by April 15 of each year.

ITEM FOR CORRECTION	SUGGESTED CHANGE	TIME TABLE	STATUS REPORT - 4/23/2007
<p>1. GIRLS' SOFTBALL FACILITIES</p>	<p>A. Conduct study for improvements of girls' softball field at the city park. B. Determine list of possible improvements through school district/ local government cooperation. C. Implement improvements resulting from study and school/local government cooperation. * Conduct/report results of feasibility study of campus girls' softball field (Superintendent, Danville Board of Education, Director of Facilities, & Athletic Director).</p>	<p>* By December 31, 2000 * By June 30, 2001 * By December 31, 2001 * January 9, 2006 * By March 31, 2001 * By June 30, 2001</p>	<p>> On 11/19/2001, a DRAFT Master Plan for the Athletic Complex was presented to the DBOE, including a site survey and cost estimates for girls softball field and other upgrades. > Public report on study results to DBOE - 1-14-02. > The Master Plan for the Athletic Complex is included in the 2003-2007 Facilities Plan that was approved by the DBOE on June 27, 2003. > There was Board discussion of improvements to the Athletic Site - BGE submitted to KDE - 8/2/2006 > Plans are for the Girls Softball Team to use the Troy Trumbo Field during the 2007 season. > Report to Title IX/GE Committee on 2/29/03 > Girls facilities are equivalent to boys. Girls field has lights and the facilities are well maintained by district maintenance staff. Baseball/Soccer fields have lights.</p>
<p>2. UNIFORMS AND EQUIPMENT</p>	<p>Continue efforts to upgrade and replace uniforms and equipment for all sports on a cyclical basis.</p>	<p>* Ongoing * SY 2003-04</p>	<p>> Allocation provided by DBOE for support of "Non-revenue sports" at BMS and DHS - \$12000-DHS \$ 5000 - BMS (Funds approved for 05-06) Allocation for Uniform Cycle app. for 05-06)</p>
<p>3. GE/TITLE IX COMMITTEE MEMBERSHIP</p>	<p>Ensure student membership on committee.</p>	<p>* 2004-2005 Season</p>	<p>> Added student to committee - 8/13/2004 > Added 2 DHS students to GE Committee in SY06</p>
<p>4. PRIME TIME GIRLS BASKETBALL GAMES</p>	<p>Schedule equitable balance of Prime Time games.</p>	<p>* SY 2003-04 - Ongoing</p>	<p>> Sent Letter of Intent to KHSAA > 40% of girls games were in prime time in 07</p>
<p>5. STUDENT INTEREST SURVEY</p>	<p>Survey students in grades 8-11 on an annual basis</p>	<p>* SY 2004-05</p>	<p>> Survey Completed for 03-04 - Per KHSAA, no comprehensive student interest survey was conducted in 2004-05. Volleyball Team added in fall 2006. > 2005-06 Title IX Report reviewed with DBOE on 4/17/2006 and submitted to KHSAA on 4/18/2006</p>
<p>6. ANNUAL TITLE IX REPORTS TO KHSAA</p>	<p>Changes in survey reports, school inclusion and format of financial reports</p>	<p>Ongoing</p>	<p>> Reviewed by KHSAA (Summer 06) - One Correction > 2006-07 Title IX Report reviewed with DBOE on 4/23/07 and submitted to KHSAA on 4/24/2007</p>

Bill Smith, PRINCIPAL, DANVILLE HIGH SCHOOL

4/23/2007

DANVILLE HIGH SCHOOL

2006-2007

**ACCOMMODATION OF INTERESTS AND ABILITIES
SUMMARY PROGRAM CHART I**

 KHSAA
Form TT
Rev. 10/06
Participation Opportunities Test One

		(Column 1)	(Column 2)	(Column 3)	(Column 4)
	Program	Enrollment	Percentage of Total Enrollment	Number of Interscholastic Participants (double and triple count)	Percentage of Total Participation
Row 1	GIRLS	263	48%	179	39
Row 2	BOYS	281	52%	281	61
Row 3	Totals	544	100%	460	100%

Instructions:

*Number of 8th grade students & below used in Column 3 and Column 4 calculations if applicable: 65

- Determine the total number of girls enrolled, (place in Row 1, Column 1). Determine the total number of boys enrolled, (place in Row 2, Column 1).
- Add the total number of girls and boys enrolled to determine total enrollment, (place in Row 3, Column 1).
- Calculate the percentage of total enrollment that is female. (Divide Row 1, Column 1 by Row 3, Column 1 and place in Row 1, Column 2.) Calculate the percentage of total enrollment that is male. (Divide Row 2, Column 1 by Row 3, Column 1 and place in Row 2, Column 2.) Note: Row 1, Column 2 plus Row 2, Column 2 should total 100%.
- Ask the head coaches to review the most updated eligibility or squad lists for their teams. Ask coaches to confirm the names of those individuals who are on the team as of the first date of regular season competition, and cross out the names of those who were cut from the team or quit the team prior to the first regular season competitive event. Determine the total number of interscholastic athletics participants that are girls, (and place in Row 1, Column 3). In order to determine the total number of athletics participants, an individual should be counted each time he or she participates on a team. For example, if Jane Doe competes on the varsity volleyball team, the junior varsity volleyball team, the junior varsity basketball team, and the varsity softball team, she should be counted as four participants (do not include club or intramural sports participants, cheerleaders, dance teams, or pom squads). Calculate the same way for boys and girls. * In addition, should 8th grade students and below play on a Freshman, Junior Varsity, or Varsity team, they should also be counted for each team and sport on which they participate. If applicable, please asterisk the above notation as to how many 8th grade students & below are included in the totals.

Using the same procedure, determine the total number of interscholastic athletic participants that are boys, (and place in Row 2, Column 3). Add Row 1, Column 3 plus Row 2, Column 3 to get total participants and place in Row 3, Column 3.
- Calculate the percentage of female participation. (Row 1, Column 3 divided by Row 3, Column 3 and place in Row 1, Column 4.) Calculate the percentage of male participation. (Row 2, Column 3 divided by Row 3, Column 3 and place in Row 2, Column 4.) Note: Row 1, Column 4 plus Row 2, Column 4 should total 100%.

Note: While being within three percent is not a formal compliance standard; if the percent listed in Row 1, Column 4 is within 3% of Row 1, Column 2, then it provides a good target within which compliance is likely.

Principal's Signature: [Signature] Date: 4/23/2007

DANVILLE HIGH SCHOOL

KHSAA
Form T2
Rev. 10/06

2006-2007
ACCOMMODATION OF INTERESTS AND ABILITIES
SUMMARY PROGRAM CHART 2

Participation Opportunities Test Two

		Column 1	Column 2	Column 3	Column 4	Column 5
Program		Number of Teams Currently Offered	Number of Participants	Number of Teams Added Since the beginning of the 2002-2003 School Year	Number of Participants Added Since the beginning of the 2002-2003 School Year	Percent of Total Participation By Sex Added Since the beginning of the 2002-2003 School Year
GIRLS	Row 1	varsity:	9	116	1	12
	Row 2	j.v.:	4	63	1	12
	Row 3	frosh:	0	0	0	0
	Row 4	total:	13	179	2	24
BOYS	Row 5	varsity:	10	191	0	0
	Row 6	j.v.:	4	75	0	0
	Row 7	frosh:	1	15	1	15
	Row 8	total:	15	281	15	15

- 1) For Column 1, list the number of interscholastic teams offered for girls and boys at each competitive level (varsity, junior varsity, and freshman). For girls, total each of the entries in Rows 1, 2, and 3 into Row 4. For boys, total Rows 5, 6, and 7 into Row 8.
- 2) For Column 2, list the number of participants at each level. For girls, total each of the entries in Rows 1, 2, and 3 into Row 4. For boys, total Rows 5, 6, and 7 into Row 8. **Note:** The totals in Row 4 for girls and in Row 8 for boys must be the same as the totals in Form T-1, Column 3, Rows 1 and 2 respectively.
- 3) For Column 3, list the number of interscholastic teams that have been added in the last five years at each competitive level. Count each team added during the 5 year period only one time. e.g. Girl's junior varsity soccer was added 3 years ago, count the team only once, not 3 times. For girls, total the entries in Rows 1, 2, and 3 into Row 4. For boys, total Rows 5, 6, and 7 into Row 8.
- 4) For Column 4, list the number of participants that are currently on each level of the teams that were added in the last five years. If a team was added previously but no longer exists, there are no current participants to be added for that team. For girls, total the entries in Rows 1, 2, and 3 into Row 4. For boys, total Rows 5, 6, and 7 into Row 8.
- 5) For Column 5, calculate the percentage of participants that have been added in the last five years. For girls, take the number in Column 4, Row 4 and divide by the number in Column 2, Row 4. For boys, take the number in Column 4, Row 8 and divide it by the number in Column 2, Row 8.

Note: If the percentage of current participants added in the last five years is 25% or greater, compliance with Test Two may be possible. If less than 25%, then compliance with Test Three should be analyzed. **CAUTION:** 25% is not a formal compliance standard.

Principal's Signature: Date: 4/23/2007

DANVILLE HIGH SCHOOL


KHSAA
Form T3
Rev10/06

2006-2007
ACCOMMODATION OF INTERESTS AND ABILITIES
SUMMARY PROGRAM CHART 3

Participation Opportunities Test Three

FOR ANY QUESTION ANSWERED "YES" IDENTIFY THE RESPECTIVE SPORT(S).

	GIRLS (Yes / No)		BOYS (Yes / No)
1. For a sport <u>not</u> currently offered, is there sufficient interest, based on your most recent Student Interest Survey, to form a viable interscholastic team based on student responses from the interscholastic survey? If yes, what sport?	NO		NO
2. For a sport currently offered at the varsity level only, is there sufficient interest, based on your most recent Student Interest Survey, to form a viable team for a junior varsity or freshman team that is not currently offered?	4 7 TH 2 8 TH <small>(Corrective Action Plan Explanation)</small> NO		NO
3. For a sport <u>not</u> currently offered in your interscholastic athletics program, is there sufficient interest to form a viable interscholastic team based on participation on an intramural team or community recreation teams?	NO		NO
4. For a sport currently offered at the junior varsity or freshman level is there sufficient interest, based on your most recent Student Interest Survey, to form a varsity team not currently offered?	NO		NO
5. If you answered YES to question (1), (2), (3), or (4), are there enough high schools in your geographic area offering the sport (at the appropriate level) to allow for the development of a reasonable schedule of competition?			

Principal's Signature:  Date: 4/23/2007

DANVILLE HIGH SCHOOL

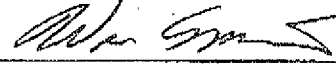
KHSAA
Form T4
Rev.10/06

2006-2007
ACCOMODATION OF INTERESTS AND ABILITIES
SUMMARY PROGRAM CHART 4

Levels of Competition Test One

		Column 1	Column 2	Column 3
Girls	Team Levels	Number of Teams Currently Offered	Number of Participants	Percentage of Participants at Each Level
Row 1	varsity:	9	116	65%
Row 2	j.v.:	4	63	35%
Row 3	frosh:	0	0	0
Row 4	total:		179	100%
Boys				
Row 5	varsity:	10	191	68%
Row 6	j.v.:	4	75	27%
Row 7	frosh:	1	15	5%
Row 8	total:		281	100%

- Column 1, list the number of interscholastic teams offered for girls and boys at each competitive level; varsity, junior varsity, and freshman. (Refer to Form T-2, Accommodation of Interests and Abilities, Summary Program Chart 2, Column 1.)
- For Column 2, list the number of participants at each level. For girls, total the entries in Rows 1, 2, and 3 into Row 4. For boys, total the entries in Rows 5, 6, and 7 into Row 8. (Refer to Form T-2, Accommodation of Interests and Abilities, Summary Program Chart 2, Column 2.)
- For Column 3, calculate the percentage of female and male participants at each level.
For girls' varsity, junior varsity, and frosh, respectively:
 - Divide Column 2, Row 1 by Column 2, Row 4, and place the percentage in Column 3, Row 1.
 - Divide Column 2, Row 2 by Column 2, Row 4, and place the percentage in Column 3, Row 2.
 - Divide Column 2, Row 3 by Column 2, Row 4, and place the percentage in Column 3, Row 3.
 For boys' varsity, junior varsity, and frosh, respectively:
 - Divide Column 2, Row 5 by Column 2, Row 8, and place the percentage in Column 3, Row 5.
 - Divide Column 2, Row 6 by Column 2, Row 8, and place the percentage in Column 3, Row 6.
 - Divide Column 2, Row 7 by Column 2, Row 8, and place the percentage in Column 3, Row 7.

Principal's Signature: 


Date: 4/23/2007

2006-2007
ACTUAL EXPENDITURES - PROGRAM COMPARISON CHART I
TO INCLUDE BOOSTER CLUB FUNDING

	equipment and supplies		travel		awards		coaches' salaries (to include supplemental and extended employment; dollar amount required)			facilities improvements		publications (if sport-specific)	
	Expenditures		Expenditures		Expenditures		Expenditures			Expenditures		Expenditures	
	School	Booster	School	Booster	School	Booster	School	# of Coaches	Booster	School	Booster	School	Booster
G basketball	3256		1610		47		11,410	3					
B basketball	3173		3211		75		15,087	4					
G softball	3144		316		163		6,758	2					
B baseball	467		1497		125		8486	3					
G cross country	63.50		502		51.50		2290	.5					
B cross country	63.50		502		51.50		2290	.5					
G golf	681		0		44.50		1138	.5					
B golf	681				44.50		1138	.5					
G soccer	5656		944		54		13,187	3					
B soccer	5377		2805		317		14,795	3					
G swimming	255.50		167		130.50		2657	1					
B swimming	255.50		167		130.50		2657	1					

1. Total expenditures on T-35 and T-36 on the 2006-2007 year report due by April 15, 2007, should reflect the total monies spent (rounded off to nearest hundred) for the entire school year of 2005-2006 ending June 30, 2006.

2. Booster Club Funding/Contributions must be included in the above expenditures total. (Note: It is illegal for coaches to be paid by Booster Clubs Reference KHSAA Bylaw 27)

Principal's Signature:  Date: 4/23/2007

KHSAA
Form T-36
REV. 10-96

DANVILLE HIGH SCHOOL

**2006-2007
ACTUAL EXPENDITURES - PROGRAM COMPARISON CHART 2
TO INCLUDE BOOSTER CLUB FUNDING**

	equipment and supplies		travel		awards		coaches' salaries (to include supplemental and extended employment; dollar amount required)			facilities improvements			publications (if sport-specific)	
	Expenditures		Expenditures		Expenditures		Expenditures			Expenditures			Expenditures	
	School	Booster	School	Booster	School	Booster	School	# of Coaches	Booster	School	Booster	School	Booster	
G track	1354.50		495.50		180		4603	1.5						
B track	1354.50		495.50		180		4852	1.5						
G tennis	713						2592	1						
B tennis	910						2050	1						
G volleyball	7165		240		30		3123	1						
B wrestling	165		1375		115		6529	2						
G (list sport)							6310	2						
B football	8524		2120		380		42,558	6						
G (list sport)							15019	3						
B (list sport)														

1. Total expenditures on T-35 and T-36 on the 2006-2007 year report due by April 15, 2007, should reflect the total monies spent (rounded off to nearest hundred) for the entire school year of 2005-2006 ending June 30, 2006.

2. Booster Club Funding/Contributions must be included in the above expenditures totals. Indicate percentage of total expenditures for each gender: (If disparities are obvious, list on your Corrective Action Plan (T-60) what action you will take to correct the problem).

Gender	Expenditures	Percentage
Boys	\$ 34,681.50	56%
Girls	\$ 27,263.50	44%
Total:	\$ 61,945.00	100%

Handwritten notes in table:
 Boys: 135,700
 Girls: 94,321
 Total: 229,325
 Percentage: 480.00 per athlete
 229,527 per athlete
 587.

Date: 4/23/2007

Principal's Signature:

Principal's Signature: _____
 Copyright 1999, Good Sports, Inc., Title IX and Gender Equity Specialists. All rights reserved.

DANVILLE HIGH SCHOOL

2006-2007 KHSAA TITLE IX ATHLETICS AUDIT


KHSAA
Form T41
Rev. 10/06

Checklist - Overall Interscholastic Athletics Program

DIRECTIONS:

For the Areas of Compliance (Opportunities and Benefits) listed on the left hand side of the page, place a checkmark under the appropriate column identifying whether your school provided an advantage to the Girls' Program, or to the Boys' Program or to Neither Program.

Areas of Compliance:	ADVANTAGE TO:		
	GIRLS' PROGRAM	BOYS' PROGRAM	NEITHER PROGRAM
OPPORTUNITIES			
Accommodation of Interest and Abilities	√ Added Volleyball		
BENEFITS			
Equipment and Supplies			√
Scheduling of Games and Practice Time			√
Travel and Per Diem Allowances			√
Coaching			√
Locker Rooms, Practice and Competitive Facilities			√
Medical and Training Facilities and Services			√
Publicity			√
Support Services			√
Athletic Scholarships			√
Tutoring			√
Housing and Dining Facilities and Services			√
Recruitment of Student Athletes			√

Principal's Signature:  Date: 4/23/2007



**2006-2007 INTERSCHOLASTIC
ATHLETICS SURVEY**
Summary of Student Responses

KHSAA
Form T-63
Rev. 10/06

* Additional Survey Information is attached

School Name: DANVILLE HIGH SCHOOL

Enrollment
(9-12 Grade): 544 (SHOULD AGREE WITH FORM T-1, COLUMN 1, ROW 3)

Number of 9-11 Grade Students Surveyed: 194

Number of 8th Grade Students Surveyed: 117

Date: APRIL 23, 2007

Completed By: CHRISTEL BELCHER, CHAIRPERSON, DANVILLE HS GENDER EQUITY COMMITTEE

Instructions:

1. Summarize the Student Athletics Interest Surveys Form T-61 by listing the total number of responses on the line next to each sport.
2. Under the Other Category please provide a listing of the sports as well as the number of students who are interested in participating.
3. Please sign and date this Summary Form (T-63) and mail this Summary Form only to the KHSAA by April 15, 2007. Do not mail the student surveys (Form T-61). However, these Forms should be maintained in your files in the event they are requested subsequently.

509 Number of Surveys
420 Total Returned (*A minimum of 80% return is expected*)
7-10 Grades Surveyed (*Should be grades 9-11 and 8th grade if school has a feeder system*)

How Was The Survey Administered? Homerooms
(e.g. was it given in all English classes, or all home rooms, or advisor/advisor?)

KHSAA Sanctioned Fall Sports (*List Total Number of Participation Responses*)

21 Cross Country (Girls)
19 Cross Country (Boys)
90 Football (Boys)
6 Golf (Girls)
10 Golf (Boys)
26 Soccer (Girls)
27 Soccer (Boys)
83 Volleyball (Girls)

Winter Sport (*List Total Number of Participation Responses*)

Form T-63
Rev. 10/06

47	Basketball (Girls)
82	Basketball (Boys)
31	Indoor Track (Girls)
14	Indoor Track (Boys)
19	Swimming & Diving (Girls)
14	Swimming & Diving (Boys)
23	Wrestling (Boys)

Spring Sport (*List Total Number of Participation Responses*)

62	Baseball (Boys)
27	Fast Pitch Softball (Girls)
25	Slow Pitch Softball (Girls)
47	Tennis (Girls)
20	Tennis (Boys)
41	Track (Girls)
35	Track (Boys)

Non-KHSAA Championship Sports (*From Student Survey T-61 Question 10*)

69	Archery
22	Field Hockey
78	Bowling
10	Gymnastics (Boys)
73	Gymnastics (Girls)
46	Ice Hockey
24	Lacrosse (Boys)
36	Lacrosse (Girls)
50	Rifle
29	Rodeo
23	Volleyball (Boys)
	Water Polo
70	Weightlifting

Number of Students who participate in Intramural Sports
(*From Student Survey T-61 Question 5*)

<u>Sport</u>	<u>Number</u>
Did not track by sport	121

List Intramural Sports students are interested in adding:

(From Student Survey T-61 Question 6)

Form T-63

Rev. 10/06

<u>Sport</u>	<u>Number</u>
Football, Basketball, Soccer, Swimming	Did not separate
Volleyball, Boxing, Wrestling	
LaCrosse	

Participation in Non-School Sports Activities

(From Student Survey T-61 Question 7)

<u>Sport</u>	<u>Number</u>
Did not separate by sport	YES-182
	NO - 213

Reasons for not participating in interscholastic athletics

(From Survey Question 8)

- 35 I prefer other activities such as band, chorus, etc.
- 64 I don't have time
- 28 The practice schedules and game times are inconvenient
- 22 The sport I like isn't offered
- 20 It's too expensive
- 32 I prefer to participate in club or intramural sports
- 18 Working
- 54 Other:

Student Suggestions to encourage participation

Make it free, Posters, Make it less expensive, Fliers, Promote More, Make it so the band students


Can play football; Help with money and transportation; beginning teams, Better times, Pep rallies

Soccer away from soccer season (middle school), Cheerleading should not be so expensive,

Lower the price

Have sports assembly during school where students can learn about different activities offered

Before tryouts.



4/23/2007

Principal's Signature

Date

DANVILLE HIGH SCHOOL
 203 E. LEXINGTON AVE.
 DANVILLE, KY 40422

2006-2007 Interscholastic Athletics Student Survey

Grades surveyed: Current 7th, 8th, 9th and 10th graders

Total surveyed: Male: 309 Female: 200 Total students completing survey: 509

(Note, first number in charts stands for males, second number stands for females)

1. Does the Danville Schools offer the interscholastic sport(s) you want to play?

Question #1	7th	8th	9th	10th
Yes	39 M / 36 F	41 M / 37 F	39 M / 39 F	25 M / 24 F
No	6 M / 14 F	9 M / 11 F	5 M / 4 F	10 M / 4 F
I am not interested in athletics	5 M / 9 F	10 M / 9 F	8 M / 11 F	11 M / 14 F
Totals	50 M / 59 F	60 M / 57 F	52 M / 54 F	46 M / 42 F

I want to Play	7th	8th	9th	10th
	Basketball	bowling	gymnastics	Lacrosse
	rugby	hockey	boxing	Volleyball
	biking	icehockey	volleyball	Powderpuff
	indoor soccer	skateboarding	skateboarding	football
	cheerleading	dance team	Pod	bowling
	dance team	horseback riding		skateboarding
	volleyball	frisbee		kickboxing
		volleyball		powerlifting
		tennis		
		lacrosse		

2. During the fall season, which KHSAA sanctioned sports would you like to play?

Question #2	7th	8th	9th	10th
Football	24M/3F	26M	19M/1F	16M/ 1F
Girl's volleyball	21F	26F	24F	12F
Boy's cross-country	9M	3M	4M	3M
Girl's cross-country	12F	4F	4F	1F
Boy's Golf	2M	1M	4M	3M
Girl's Golf	4F	2F	0F	0F
Boy's Soccer	8M	7M	7M	5M
Girl's Soccer	18F	14F	8F	3F
I would not participate	9M/17F	24M/20F	25M/14F	21M/ 27 F

3. During the winter season, which KHSAA sanctioned sports would you like to play?

Question #3	7th	8th	9th	10th
Boy's Basketball	25m	26M	15M	14M
Girl's Basketball	19F	12F	10F	6F
Boy's Swimming and Diving	6M	2M	3M	2M
Girl's Swimming and Diving	11F	4F	2F	2F
Boy's Wrestling	4M	5M	8M	6M
Boy's and Girl's Indoor Track	7M/15F	2M/5F	2m/8F	3M/3F
I would not participate	14M/24F	28M/28F	28M/22F	24M/31F

4. During the spring season, which KHSAA sanctioned sports would you like to play?


Question #4	7th	8th	9th	10th
Boy's Track	13M	9M	6M	7 M
Girl's Track	20F	8F	9F	4F
Boy's Tennis	3M	6M	8M	3M
Girl's Tennis	12F	19F	8F	8F
Girl's Slow Pitch Softball	7F	8F	4F	6F
Girl's Fast Pitch Softball	11F	8F	4F	4F
Boy's Baseball	16M	21M	12M	13M
I would not participate	17M/21F	25M/19F	31M/18F	27M/23F

5. Do you participate in non-school sports activities? If you do which sport(s)?

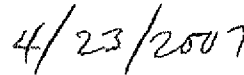
Question #5	7th	8th	9th	10th
Yes	21M/ 13F	16M/ 17F	21M/ 13F	13M/7F
No	29M/40F	43M/35 F	29M/30F	31M/36 F
Non-school sports	7th	8th	9th	10th
	soccer	bowling	indoor soccer	select soccer
	basketball	skateboarding	tennis	AAU
	football	baseball	basketball	wrestling
	swimming	football	golf	basketball
	USA			paintball
	swimming	basketball	select soccer	lacrosse
	weight lifting	select soccer	marital arts	boxing
	baseball	dance team	skateboarding	street ball
	select			
	soccer	swimming	football	bodybuilding
	indoor			
	soccer	softball	paintball	swimming
	gymnastics	cheerleading	boxing	mountain
	horseback		swimming	bike
			shooting	gymnastics
	softball		sports	dance
			dance	powderpuff
			horseback	
			riding	
			bowling	
			show jumping	
			fast pitch	
			baseball	

9. Which non-sanctioned KHSAA sanctioned sport would you like to play?


Question 9	7th	8th	9th	10th
Archery	12M/12F	8M/6F	11M/7F	9M/4F
Field Hockey	1M/5F	3F	2M/2F	3M/6F
Bowling	11M/15F	15M/10F	3M/8F	10M/6F
Boy's Gymnastics	1M/5F	1M	1M	2M
Girl's Gymnastics	22F	20F	16F	15F
Ice Hockey	4M/5F	14M/5F	3M/8F	6M/1F
Boy's Lacrosse	6M	3M	8M	7M
Girl's Lacrosse	7F	13F	5F	11F
Rifle	8M/5F	10M/3F	8M/1F	11M/4F
Rodeo	4M/6F	3M/3F	2M/2F	7M/2F
Boy's Volleyball	0M	11M	2M/2F	8M
Water Polo	3M/7F	1M/2F	3M/4F	6M/2F
Weightlifting	19M/3F	16M/4F	12M/4F	10M/2F
I would not participate	11M/10F	13M/17F	16M/12F	6M/12F



 PRINCIPAL, DANVILLE HIGH SCHOOL



 DATE



FAX COVER SHEET

FROM

Danville Board of Education
152 E. Martin Luther King Blvd.
Danville, KY 40422

Phone: 859-936-8500
Fax: 859-238-1330

- Melanie Ansoorge
- Anjel Ausherman
- Kathy Belcher
- Patsy Clevenger
- David Davis
- Sandy Embree
- Andrea Faulkner
- Susan Goggin
- Teresa Goode
- Anna Simpson-Houston
- Kay Huffman
- Angela Johnson
- EG Plummer
- Bob Rowland
- Crystal Rumore
- Greg Schulz
- Chuck Stallard
- Kandy Stroup
- Louellen Turner
- Claudia Watts
- Kathy White
- Jr. Worthington
- Heidi Yates

TO *ATTN: FAY*
KHSAA

Name: _____

Phone Number: *859.299.5472*

Fax Number: *859.293.5999*

Date Sent: *4/30/07*

Time Sent: _____

Number of pages including cover sheet: *42*

CC: _____

2nd fax

MESSAGE: *Fay -*

Re: Copy of Title IX 280607
Report - original meeting 4/24/07

Thanks -
DR Davis

Last 3 pages re faxed

6. Are you currently participating in interscholastic athletics during any season?

Question #6	7th	8th	9th	10th
Yes	27M/25 F	27M/27F	20M/11F	26M/19F
No	21M/33F	30M/28F	30M/31F	17M/23F
I prefer other activities such as hand	6F	7M/14F	3M	1M/4F
I don't have time	7M/8F	8M/10F	4M/11F	7M/9F
The practice schedules and game	6F	3M/4F	1M/4F	2M/8F
times are inconvenient				
The sport I like isn't offered	1M/2F	2M/4F	5M/3F	3M/2F
It's too expensive	1M/7F	2F	1M/6F	1M/2F
I prefer to participate in club or		1M/3F	1M/1F	1M/5F
intramural sports				
Working	1M/2F	2M/1F	3M/4F	2M/3F
Other	9M/9F	9M/6F	9M/5F	3M/4F

Other reasons given:

Don't draw my attention
don't interest me
Don't like sports
hate school
I'm lazy
School needs to show more support
grade
parents won't allow
don't want to
Dr. won't approve
Do Forensics
Didn't sign up
Not so picky at try-outs
In dance
I want to skateboard
i want to bowl
Recreation department
Tried out- didn't make it
Horseback riding
already over
gymnastics
not interested
never felt like it
fit schedule

7. If offered would you play intramural sports? If so, which sport(s) would you play?

Question 7	7th	8th	9th	10th
Yes	22M/26 F	27M/29F	18M/12F	8M/13F
No	23M/29F	24M/25F	31M/27F	32M/29F
Sports for intramurals				
Girl's football				
powder puff football				
lacrosse				

9. Which non-sanctioned KHSAA sanctioned sport would you like to play?

Question 9	7th	8th	9th	10th
Archery	12M/12F	8M/6F	11M/7F	9M/4F
Field Hockey	1M/5F	3F	2M/2F	3M/6F
Bowling	11M/15F	15M/10F	3M/8F	10M/6F
Boy's Gymnastics	1M/5F	1M	1M	2M
Girl's Gymnastics	22F	20F	16F	15F
Ice Hockey	4M/5F	14M/5F	3M/8F	6M/1F
Boy's Lacrosse	6M	3M	8M	7M
Girl's Lacrosse	7F	13F	5F	11F
Rifle	8M/5F	10M/3F	8M/1F	11M/4F
Rodeo	4M/6F	3M/3F	2M/2F	7M/2F
Boy's Volleyball	0M	11M	2M/2F	8M
Water Polo	3M/7F	1M/2F	3M/4F	6M/2F
Weightlifting	19M/3F	16M/4F	12M/4F	10M/2F
I would not participate	11M/10F	13M/17F	16M/12F	6M/12F



W. Smith

4/23/2007

PRINCIPAL, DANVILLE HIGH SCHOOL

DATE

volleyball				
basketball				
football				
frisbee				
bowling				
soccer				
tennis				
boxing				
trap shooting				
wrestling				
softball				
swimming				
chess				

8. Do you have any suggestions to encourage participation?

Make it free

Make it fun

Posters

Sports convention

Make it less expensive

More sport choices

Soccer away from soccer season (Middle school)

Pep rallies

Fliers

New dugouts for baseball

Make it that band students can play football

Have sports assembly during school where students can learn about the different activities offered before try-outs

Advertise more during the school year

Have warm-up t-shirts

Keep cost low

Better Times

Better track

More interesting

Help with money, transportation

Beginning teams

Cheerleading shouldn't be so expensive, lower the price

Practice schedule

Show support, show the kids you want them

Make announcements

Provide a field and equipment

Promote more